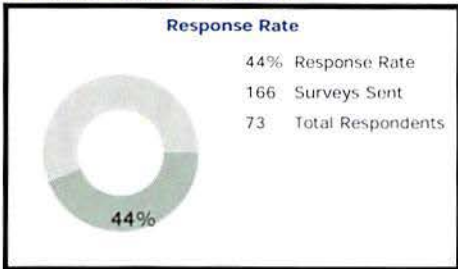





East Georgia State College
 ModernThink Higher Education Insight Survey 2015
 Topline Survey Results



	Poor 0% - 44%	Warrants Attention 45% - 54%	Fair to Mediocre 55% - 64%	Good 65% - 74%	Very Good to Excellent 75% - 100%	
				2015 Honor Roll < 3,000	2015 Carnegie Assoc	
			2015	2014		
Job Satisfaction/Support			71%	76%	90%	79%
Teaching Environment			70%	78%	85%	69%
Professional Development			72%	71%	85%	75%
Compensation, Benefits & Work/Life Balance			59%	66%	82%	75%
Facilities			74%	79%	89%	78%
Policies, Resources & Efficiency			61%	65%	84%	67%
Shared Governance			58%	73%	83%	66%
Pride			72%	79%	93%	81%
Supervisors/Department Chairs			70%	70%	87%	77%
Senior Leadership			53%	66%	87%	66%
Faculty, Administration & Staff Relations			56%	66%	87%	65%
Communication			49%	59%	81%	62%
Collaboration			59%	65%	85%	66%
Fairness			57%	64%	81%	66%
Respect & Appreciation			63%	68%	83%	67%
Survey Average			62%	69%	85%	70%

*Results in the first one or two columns (two if you participated in the program last year) of the table reflect your school's average percent positive for each survey dimension; that is, the percentage of your faculty and staff that responded with "Strongly Agree" or "Agree" to the statements comprising each dimension.

East Georgia State College
 ModernThink Higher Education Insight Survey 2015
 Topline Results by Job Category



	Poor 0% - 44%	Warrants Attention 45% - 54%	Fair to Mediocre 55% - 64%	Good 65% - 74%	Very Good to Excellent 75% - 100%	
	OVERALL	Administration	Faculty	Exempt Prof'l Staff	Non-exempt Staff	Adjunct Faculty
Job Satisfaction/Support	71%	75%	65%	74%	77%	*
Teaching Environment	70%	89%	55%	69%	88%	*
Professional Development	72%	81%	66%	65%	83%	*
Compensation, Benefits & Work/Life Balance	59%	63%	54%	62%	62%	*
Facilities	74%	80%	67%	86%	74%	*
Policies, Resources & Efficiency	61%	65%	64%	56%	52%	*
Shared Governance	58%	78%	43%	64%	63%	*
Pride	72%	79%	68%	73%	72%	*
Supervisors/Department Chairs	70%	71%	71%	68%	61%	*
Senior Leadership	53%	66%	43%	52%	52%	*
Faculty, Administration & Staff Relations	56%	67%	44%	57%	66%	*
Communication	49%	61%	41%	49%	53%	*
Collaboration	59%	68%	55%	59%	58%	*
Fairness	57%	68%	53%	52%	56%	*
Respect & Appreciation	63%	71%	56%	55%	74%	*
Survey Average	62%	71%	57%	61%	63%	*

*Job Category response distributions have been truncated and may not total 100%. Please also note that data will not populate where there are fewer than five respondents.